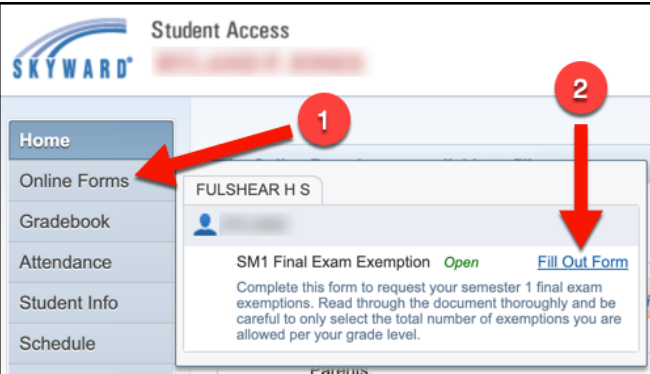
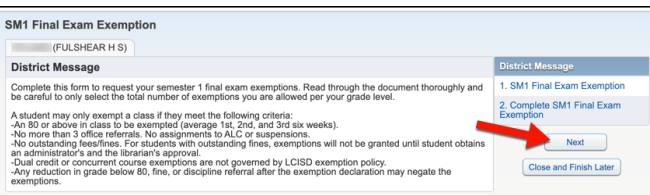
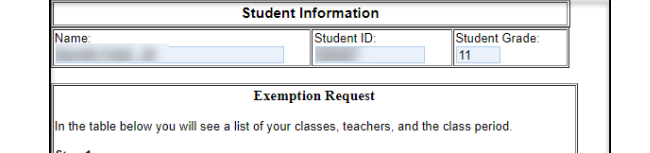
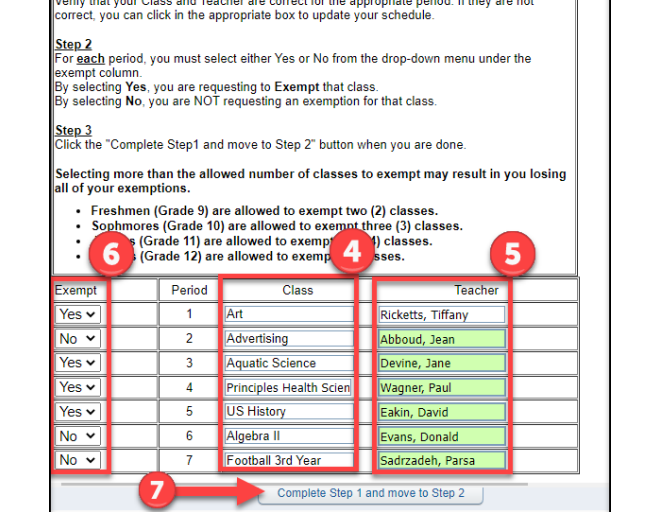
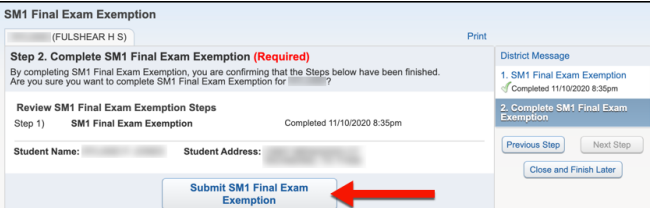
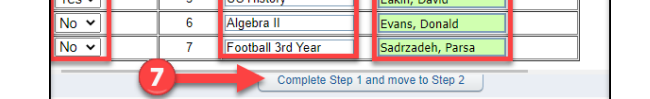
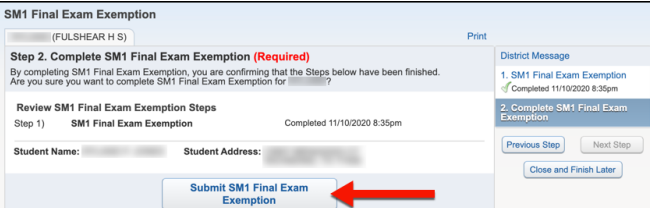



Final Exam Exemptions

Student Selection Instructions

| <p>1. Click on the "Online Forms" menu option.</p> |  | | | | | | | | | | | | | | | | | | | | | | | | | | | | | | | | |
|--|--|-------------------------|-------------------|-------|---------|-----|---|-----|-------------------|----|---|-------------|--------------|-----|---|-----------------|--------------|-----|---|-------------------------|--------------|-----|---|------------|--------------|----|---|------------|---------------|----|---|-------------------|------------------|
| <p>2. Click on the "Fill Out Form" button for the SM1 Final Exam Exemption form.</p> |  | | | | | | | | | | | | | | | | | | | | | | | | | | | | | | | | |
| <p>3. After reviewing form introduction, click on the "Next" button.</p> |  | | | | | | | | | | | | | | | | | | | | | | | | | | | | | | | | |
| <p>4. After reading ALL final exam exemption information, verify your class. If your class is not listed correctly, double click into the box to enter the correct class.</p> |  <p>Exemption Request</p> <p>In the table below you will see a list of your classes, teachers, and the class period.</p> <p>Step 1 Verify that your Class and Teacher are correct for the appropriate period. If they are not correct, you can click in the appropriate box to update your schedule.</p> <p>Step 2 For each period, you must select either Yes or No from the drop-down menu under the exempt column. By selecting Yes, you are requesting to Exempt that class. By selecting No, you are NOT requesting an exemption for that class.</p> <p>Step 3 Click the "Complete Step 1 and move to Step 2" button when you are done.</p> <p>Selecting more than the allowed number of classes to exempt may result in you losing all of your exemptions.</p> <ul style="list-style-type: none"> Freshmen (Grade 9) are allowed to exempt two (2) classes. Sophomores (Grade 10) are allowed to exempt three (3) classes. Students (Grade 11) are allowed to exempt (4) classes. (Grade 12) are allowed to exempt (4) classes. <table border="1"> <thead> <tr> <th>Exempt</th> <th>Period</th> <th>Class</th> <th>Teacher</th> </tr> </thead> <tbody> <tr> <td>Yes</td> <td>1</td> <td>Art</td> <td>Ricketts, Tiffany</td> </tr> <tr> <td>No</td> <td>2</td> <td>Advertising</td> <td>Abboud, Jean</td> </tr> <tr> <td>Yes</td> <td>3</td> <td>Aquatic Science</td> <td>Devine, Jane</td> </tr> <tr> <td>Yes</td> <td>4</td> <td>Principles Health Scien</td> <td>Wagner, Paul</td> </tr> <tr> <td>Yes</td> <td>5</td> <td>US History</td> <td>Eakin, David</td> </tr> <tr> <td>No</td> <td>6</td> <td>Algebra II</td> <td>Evans, Donald</td> </tr> <tr> <td>No</td> <td>7</td> <td>Football 3rd Year</td> <td>Sadrzadeh, Parsa</td> </tr> </tbody> </table> | Exempt | Period | Class | Teacher | Yes | 1 | Art | Ricketts, Tiffany | No | 2 | Advertising | Abboud, Jean | Yes | 3 | Aquatic Science | Devine, Jane | Yes | 4 | Principles Health Scien | Wagner, Paul | Yes | 5 | US History | Eakin, David | No | 6 | Algebra II | Evans, Donald | No | 7 | Football 3rd Year | Sadrzadeh, Parsa |
| Exempt | Period | Class | Teacher | | | | | | | | | | | | | | | | | | | | | | | | | | | | | | |
| Yes | 1 | Art | Ricketts, Tiffany | | | | | | | | | | | | | | | | | | | | | | | | | | | | | | |
| No | 2 | Advertising | Abboud, Jean | | | | | | | | | | | | | | | | | | | | | | | | | | | | | | |
| Yes | 3 | Aquatic Science | Devine, Jane | | | | | | | | | | | | | | | | | | | | | | | | | | | | | | |
| Yes | 4 | Principles Health Scien | Wagner, Paul | | | | | | | | | | | | | | | | | | | | | | | | | | | | | | |
| Yes | 5 | US History | Eakin, David | | | | | | | | | | | | | | | | | | | | | | | | | | | | | | |
| No | 6 | Algebra II | Evans, Donald | | | | | | | | | | | | | | | | | | | | | | | | | | | | | | |
| No | 7 | Football 3rd Year | Sadrzadeh, Parsa | | | | | | | | | | | | | | | | | | | | | | | | | | | | | | |
| <p>5. Verify your teacher for the class. If your teacher is not listed correctly, double click into the box to enter the correct teacher's name.</p> |  | | | | | | | | | | | | | | | | | | | | | | | | | | | | | | | | |
| <p>6. For each period, select either Yes or No from the drop-down menu under the Exempt column.</p> <p>By selecting Yes, you are requesting to Exempt that class. By selecting No, you are NOT requesting an exemption for that class.</p> |  | | | | | | | | | | | | | | | | | | | | | | | | | | | | | | | | |
| <p>7. Click the "Complete Step 1 and move to Step 2" button at the bottom of the screen.</p> |  | | | | | | | | | | | | | | | | | | | | | | | | | | | | | | | | |
| <p>8. Click the "Submit SM1 Final Exam Exemption" button to finalize your final exam exemptions.</p> |  | | | | | | | | | | | | | | | | | | | | | | | | | | | | | | | | |