

I AM A VIRTUAL LEARNER – WHAT DO I DO MY FIRST DAY?


GEORGE RANCH HIGH SCHOOL

HOW TO PREPARE FOR VIRTUAL LEARNING

7:50 am

--- Go to www.lcisd.org

--- Click on ClassLink at the top left corner of the LCISD homepage



--- Log in to ClassLink using your district username and password

-If you need help locating yours, see last page of this document-

--- Click on the Skyward icon and find your specific schedule



By 8:15 am

--- You will follow your class schedule in order each day by completing some live zoom classes (synchronous) and some self-guided Canvas classes (asynchronous). All Virtual Learners, Monday - Friday, will click on the 'Daily Check In' button **on each Teacher's Homepage in Canvas** for attendance.

--- You will attend 3 live (synchronous) zoom classes today, Monday, August 24th (CTE, FINE ARTS, & PE). *Tuesday's zoom classes will be different subjects, so check the **GRHS** below to know which days to attend your live zoom classes.*

--- Zoom links will be provided by your teacher for Monday's synchronous lessons (through ClassLink click on Canvas to view each of your teachers' Canvas courses)



--- Today, you will complete the remainder of your classes on your schedule in an asynchronous setting, meaning you will complete assignments within your Canvas courses for all other classes on your own.

– MONDAY - SAMPLE - Schedule –

Find your specific schedule in Skyward

1 st period	English	Complete on your own
2 nd period	*CTE (Career & Technical Education)	Attend live zoom class *link provided by your teacher*
3 rd period	Math	Complete on your own
4 th period	*Fine Arts	Attend live zoom class *link provided by your teacher*
5 th period	Social Studies	Complete on your own
6 th period	Science	Complete on your own
7 th period	*P. E.	Attend live zoom class - link provided

*Below is the **GRHS** schedule of the Synchronous - Zoom classes you will need to log in to and attend each day throughout the week. Zoom links will be located in each of your teacher's Canvas course calendar. Also in the chart below, are the testing days per subject for all **GRHS** students.

	Monday	Tuesday	Wednesday	Thursday	Friday
Synchronous Learning & Testing Days for all - Face to Face & Virtual Learners	Fine Arts CTE PE	Math English CTE PE	Science Social Studies LOTE	Math English Fine Arts	Science Social Studies LOTE
Flex Day – Virtual Learners Only If you had an assessment during the week, you will attend a synchronous (live) class on this additional day.		Social Studies	English	LOTE Science	Fine Arts CTE PE Math

Daily asynchronous learning activities will be required for each course. Teachers will structure the instructional day to follow the campus bell schedule. In addition to logging in and attending each of the live zoom classes on the designated days, you will still need to complete the work **each day by 11:59 pm** in your other classes on your schedule.

George Ranch High School

2020-2021 Bell Schedule



1 st Bell	8:05
1 st Period	8:15 - 9:10
2 nd Period	9:15 - 10:05
3 rd Period	10:10 - 10:55
4 th Period	11:00 - 1:10
5 th Period	1:15 - 2:00
6 th Period	2:05 - 2:50
7 th Period	2:55 - 3:40

5 th Period	1:15 - 1:50
6 th Period	1:55 - 2:30
7 th Period	2:35 - 3:10

LUNCHES

4A

Lunch 10:55 - 11:25	Class 11:30 - 12:30	Advisory 12:35 - 1:10
------------------------	------------------------	--------------------------

4B

Advisory 11:00 - 11:30	Lunch 11:30 - 12:00	Class 12:05 - 1:10
---------------------------	------------------------	-----------------------

4C

Class 11:00 - 12:05	Lunch 12:05 - 12:35	Advisory 12:40 - 1:10
------------------------	------------------------	--------------------------

4D

Class 11:00 - 12:00	Advisory 12:05 - 12:40	Lunch 12:40 - 1:10
------------------------	---------------------------	-----------------------

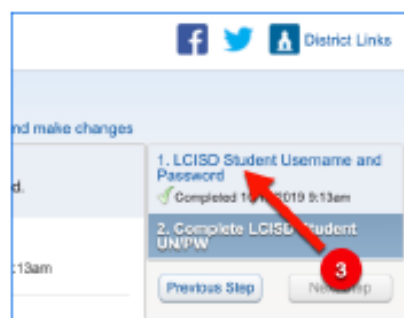
Guardian Access to Student UN/PW

1. Login to the Skyward Family Access Center and click on the "Online Forms" menu option.

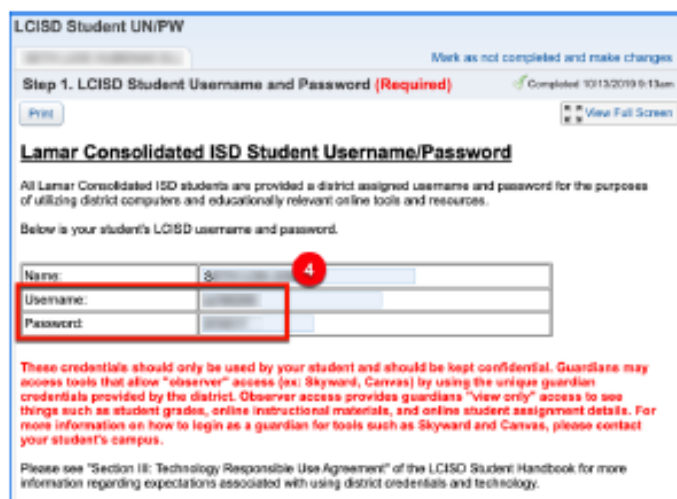


2. Click on the "View" button for the student you need to see their username/password.

3. On the right side of the screen, click on the first menu option "1. LCISD Student Username and Password."



4. The screen will show a "form" that includes your student's username and password. There is nothing you need to complete on the form – this is provided for informational purposes only.



PLEASE NOTE: These credentials should only be used by your student and should be kept confidential. Guardians may access tools that allow "observer" access (ex: Skyward, Canvas) by using the unique guardian credentials provided by the district. Observer access provides guardians "view only" access to see things such as student grades, online instructional materials, and online student assignment details. For more information on how to login as a guardian for tools such as Skyward and Canvas, please contact your student's campus.

Please see "Section III: Technology Responsible Use Agreement" of the LCISD Student Handbook for more information regarding expectations associated with using district credentials and technology.