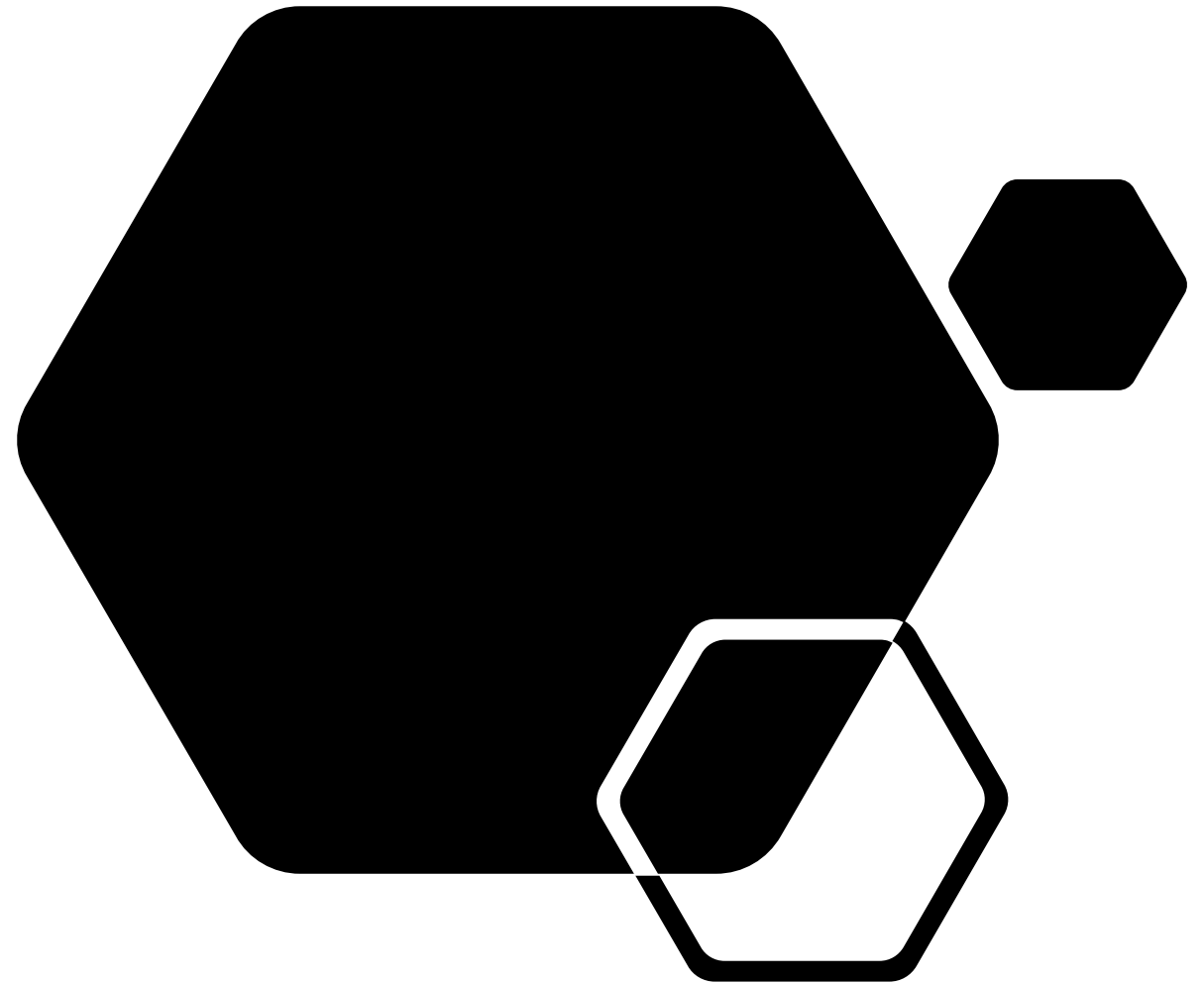


# Site Based Decision Making Committee Meeting

Public Meeting

September 12, 2022

Mr. Jerry Kipping



|                                        | Component Score | Scaled Score | Rating   |
|----------------------------------------|-----------------|--------------|----------|
| <b>Overall</b>                         |                 | <b>95</b>    | <b>A</b> |
| <b>Student Achievement</b>             |                 | <b>93</b>    | <b>A</b> |
| STAAR Performance                      | 71              | 93           |          |
| College, Career and Military Readiness | 63              | 91           |          |
| Graduation Rate                        | 99.8            | 95           |          |
| <b>School Progress</b>                 |                 | <b>91</b>    | <b>A</b> |
| Academic Growth                        | 81              | 91           | <b>A</b> |
| Relative Performance (Eco Dis: 37.5%)  | 67              | 86           | <b>B</b> |
| <b>Closing the Gaps</b>                | <b>99</b>       | <b>98</b>    | <b>A</b> |

## Distinction Designations

- ✓ ELA/Reading
- ✓ Mathematics
- ✓ Science
- ✓ Social Studies
- ✓ Comparative Academic Growth
- ✗ Postsecondary Readiness
- ✓ Comparative Closing the Gaps

Foster High School Rating

## Foster

|                                        | Component Score | Scaled Score | Rating   |
|----------------------------------------|-----------------|--------------|----------|
| <b>Overall</b>                         |                 | <b>95</b>    | <b>A</b> |
| <b>Student Achievement</b>             |                 | <b>93</b>    | <b>A</b> |
| STAAR Performance                      | 71              | 93           |          |
| College, Career and Military Readiness | 63              | 91           |          |
| Graduation Rate                        | 99.8            | 95           |          |
| <b>School Progress</b>                 |                 | <b>91</b>    | <b>A</b> |
| Academic Growth                        | 81              | 91           | <b>A</b> |
| Relative Performance (Eco Dis: 37.5%)  | 67              | 86           | <b>B</b> |
| <b>Closing the Gaps</b>                | <b>99</b>       | <b>98</b>    | <b>A</b> |

## George Ranch

|  | Component Score | Scaled Score | Rating   |
|--|-----------------|--------------|----------|
|  |                 | <b>95</b>    | <b>A</b> |
|  |                 | <b>93</b>    | <b>A</b> |
|  | 70              | 93           |          |
|  | 72              | 93           |          |
|  | 99.3            | 95           |          |
|  |                 | <b>87</b>    | <b>B</b> |
|  | 77              | 87           | <b>B</b> |
|  | 71              | 86           | <b>B</b> |
|  | <b>99</b>       | <b>98</b>    | <b>A</b> |

## Fulshear

|  | Component Score | Scaled Score | Rating   |
|--|-----------------|--------------|----------|
|  |                 | <b>94</b>    | <b>A</b> |
|  |                 | <b>92</b>    | <b>A</b> |
|  | 66              | 92           |          |
|  | 63              | 91           |          |
|  | 98.9            | 95           |          |
|  |                 | <b>85</b>    | <b>B</b> |
|  | 75              | 85           | <b>B</b> |
|  | 65              | 81           | <b>B</b> |
|  | <b>100</b>      | <b>100</b>   | <b>A</b> |




























Foster compared to George Ranch & Fulshear



40 School  
Cohort

|                                                            |                                                          |                                                            |
|------------------------------------------------------------|----------------------------------------------------------|------------------------------------------------------------|
| <b>* FOSTER H S    LAMAR CISD<br/>(079901003)</b>          | EAST VIEW H S    GEORGETOWN ISD<br>(246904004)           | NORTH FORNEY H S    FORNEY ISD<br>(129902003)              |
| A & M CONS H S    COLLEGE STATION<br>ISD (021901001)       | FOSSIL RIDGE H S    KELLER ISD<br>(220907002)            | NORTHWEST H S    NORTHWEST ISD<br>(061911001)              |
| BELTON H S    BELTON ISD<br>(014903001)                    | FULSHEAR H S    LAMAR CISD<br>(079901010)                | OAK RIDGE H S    CONROE ISD<br>(170902005)                 |
| BIRDVILLE H S    BIRDVILLE ISD<br>(220902010)              | HUTTO H S    HUTTO ISD (246906001)                       | RED OAK H S    RED OAK ISD<br>(070911001)                  |
| BOSWELL H S    EAGLE MT-SAGINAW<br>ISD (220918001)         | JACK C HAYS H S    HAYS CISD<br>(105906001)              | RICHLAND H S    BIRDVILLE ISD<br>(220902002)               |
| BURLESON CENTENNIAL H S   <br>BURLESON ISD (126902006)     | LA PORTE H S    LA PORTE ISD<br>(101916001)              | ROYSE CITY H S    ROYSE CITY ISD<br>(199902002)            |
| CANYON H S    COMAL ISD<br>(046902001)                     | LITTLE ELM H S    LITTLE ELM ISD<br>(061914001)          | SAGINAW H S    EAGLE MT-SAGINAW<br>ISD (220918004)         |
| CHISHOLM TRAIL H S    EAGLE MT-<br>SAGINAW ISD (220918006) | LUBBOCK-COOPER H S    LUBBOCK-<br>COOPER ISD (152906001) | STEPHEN F AUSTIN H S    FORT BEND<br>ISD (079907007)       |
| CLEAR BROOK H S    CLEAR CREEK<br>ISD (084910003)          | MAGNOLIA H S    MAGNOLIA ISD<br>(170906001)              | STRATFORD H S    SPRING BRANCH<br>ISD (101920006)          |
| CLEAR CREEK H S    CLEAR CREEK<br>ISD (084910001)          | MANSFIELD LEGACY H S   <br>MANSFIELD ISD (220908005)     | TAFT H S    NORTHSIDE ISD<br>(015915007)                   |
| CLEAR LAKE H S    CLEAR CREEK ISD<br>(084910002)           | MEDINA VALLEY H S    MEDINA<br>VALLEY ISD (163908001)    | THE COLONY H S    LEWISVILLE ISD<br>(061902004)            |
| COLLEGE STATION H S    COLLEGE<br>STATION ISD (021901003)  | MIDLAND H S    MIDLAND ISD<br>(165901003)                | TOMBALL H S    TOMBALL ISD<br>(101921001)                  |
| DULLES H S    FORT BEND ISD<br>(079907001)                 | MIDLOTHIAN H S    MIDLOTHIAN ISD<br>(070908001)          | VETERANS MEMORIAL H S    CORPUS<br>CHRISTI ISD (178904015) |
|                                                            | MOE AND GENE JOHNSON H S    HAYS<br>CISD (105906006)     | WEATHERFORD H S   <br>WEATHERFORD ISD (184903001)          |

# Top 9 schools in our 40 school Cohort

| ALL EOCs                                               |               |                                                                                          |              |                                                                                           |         |                                                                                           |           |
|--------------------------------------------------------|---------------|------------------------------------------------------------------------------------------|--------------|-------------------------------------------------------------------------------------------|---------|-------------------------------------------------------------------------------------------|-----------|
| Campus Name                                            | # Tests Taken | % Approaches                                                                             | # Approaches | % Meets                                                                                   | # Meets | % Masters                                                                                 | # Masters |
| * FOSTER H S    LAMAR CISD (079901003)                 | 3,005         |  90%   | 2,713        |  79%   | 2,373   |  43%   | 1,280     |
| FULSHEAR H S    LAMAR CISD (079901010)                 | 3,009         |  89%   | 2,681        |  74%   | 2,217   |  35%   | 1,052     |
| STEPHEN F AUSTIN H S    FORT BEND ISD (079907007)      | 3,045         |  88%   | 2,681        |  71%   | 2,158   |  35%   | 1,061     |
| DULLES H S    FORT BEND ISD (079907001)                | 3,177         |  82%  | 2,596        |  65%  | 2,073   |  34%  | 1,080     |
| COLLEGE STATION H S    COLLEGE STATION ISD (021901003) | 2,814         |  85% | 2,401        |  71% | 1,991   |  34% | 947       |
| CLEAR LAKE H S    CLEAR CREEK ISD (084910002)          | 3,238         |  85% | 2,756        |  69% | 2,248   |  33% | 1,053     |
| STRATFORD H S    SPRING BRANCH ISD (101920006)         | 2,896         |  85% | 2,460        |  69% | 1,984   |  31% | 910       |
| TOMBALL H S    TOMBALL ISD (101921001)                 | 3,550         |  87% | 3,092        |  71% | 2,519   |  31% | 1,107     |
| BIRDVILLE H S    BIRDVILLE ISD (220902010)             | 2,869         |  84% | 2,407        |  66% | 1,898   |  29% | 822       |

## ALGEBRA 1

| Campus Name                                            | # Tests Taken | % Masters | # Masters |
|--------------------------------------------------------|---------------|-----------|-----------|
| * FOSTER H S    LAMAR CISD (079901003)                 | 483           | 53%       | 256       |
| COLLEGE STATION H S    COLLEGE STATION ISD (021901003) | 383           | 45%       | 171       |
| FULSHEAR H S    LAMAR CISD (079901010)                 | 490           | 37%       | 182       |
| TOMBALL H S    TOMBALL ISD (101921001)                 | 545           | 37%       | 201       |
| LUBBOCK-COOPER H S    LUBBOCK-COOPER ISD (152906001)   | 510           | 33%       | 169       |
| JACK C HAYS H S    HAYS CISD (105906001)               | 482           | 31%       | 151       |
| ROYSE CITY H S    ROYSE CITY ISD (199902002)           | 544           | 31%       | 168       |
| MOE AND GENE JOHNSON H S    HAYS CISD (105906006)      | 584           | 30%       | 173       |
| CLEAR CREEK H S    CLEAR CREEK ISD (084910001)         | 521           | 29%       | 150       |

## BIOLOGY

| Campus Name                                            | # Tests Taken | % Masters | # Masters |
|--------------------------------------------------------|---------------|-----------|-----------|
| * FOSTER H S    LAMAR CISD (079901003)                 | 615           | 48%       | 293       |
| FULSHEAR H S    LAMAR CISD (079901010)                 | 620           | 46%       | 284       |
| DULLES H S    FORT BEND ISD (079907001)                | 568           | 44%       | 248       |
| STEPHEN F AUSTIN H S    FORT BEND ISD (079907007)      | 614           | 43%       | 266       |
| MAGNOLIA H S    MAGNOLIA ISD (170906001)               | 628           | 43%       | 271       |
| MEDINA VALLEY H S    MEDINA VALLEY ISD (163908001)     | 454           | 43%       | 194       |
| BIRDVILLE H S    BIRDVILLE ISD (220902010)             | 585           | 41%       | 238       |
| COLLEGE STATION H S    COLLEGE STATION ISD (021901003) | 605           | 39%       | 237       |
| STRATFORD H S    SPRING BRANCH ISD (101920006)         | 599           | 38%       | 225       |

# Algebra and Biology Masters

# English I and II Masters

## ENGLISH 1

| Campus Name                                       | # Tests Taken | % Masters | # Masters |
|---------------------------------------------------|---------------|-----------|-----------|
| * FOSTER H S    LAMAR CISD (079901003)            | 678           | 37%       | 252       |
| CLEAR LAKE H S    CLEAR CREEK ISD (084910002)     | 729           | 23%       | 165       |
| FULSHEAR H S    LAMAR CISD (079901010)            | 709           | 22%       | 155       |
| DULLES H S    FORT BEND ISD (079907001)           | 669           | 21%       | 142       |
| STRATFORD H S    SPRING BRANCH ISD (101920006)    | 697           | 20%       | 138       |
| STEPHEN F AUSTIN H S    FORT BEND ISD (079907007) | 650           | 20%       | 127       |
| A & M CONS H S    COLLEGE STATION ISD (021901001) | 646           | 18%       | 114       |
| CLEAR BROOK H S    CLEAR CREEK ISD (084910003)    | 721           | 17%       | 123       |
| TOMBALL H S    TOMBALL ISD (101921001)            | 785           | 17%       | 130       |

## English 2

| Campus Name                                            | # Tests Taken | % Masters | # Masters |
|--------------------------------------------------------|---------------|-----------|-----------|
| * FOSTER H S    LAMAR CISD (079901003)                 | 573           | 24%       | 138       |
| STRATFORD H S    SPRING BRANCH ISD (101920006)         | 594           | 22%       | 128       |
| DULLES H S    FORT BEND ISD (079907001)                | 662           | 21%       | 136       |
| STEPHEN F AUSTIN H S    FORT BEND ISD (079907007)      | 585           | 19%       | 111       |
| CLEAR LAKE H S    CLEAR CREEK ISD (084910002)          | 708           | 18%       | 125       |
| FULSHEAR H S    LAMAR CISD (079901010)                 | 588           | 17%       | 102       |
| COLLEGE STATION H S    COLLEGE STATION ISD (021901003) | 558           | 15%       | 83        |
| BIRDVILLE H S    BIRDVILLE ISD (220902010)             | 549           | 15%       | 81        |
| TOMBALL H S    TOMBALL ISD (101921001)                 | 736           | 14%       | 106       |



# US History Meets and Masters

| US HISTORY                                         |              |            |  |            |
|----------------------------------------------------|--------------|------------|--|------------|
| Campus Name                                        | # Tests Take | % Meets    |  | # Meets    |
| STEPHEN F AUSTIN H S    FORT BEND ISD (079907007)  | 586          | 88%        |  | 515        |
| TOMBALL H S    TOMBALL ISD (101921001)             | 560          | 87%        |  | 487        |
| MAGNOLIA H S    MAGNOLIA ISD (170906001)           | 497          | 85%        |  | 423        |
| FULSHEAR H S    LAMAR CISD (079901010)             | 488          | 85%        |  | 415        |
| A & M CONS H S    COLLEGE STATION ISD (021901001)  | 506          | 85%        |  | 428        |
| <b>* FOSTER H S    LAMAR CISD (079901003)</b>      | <b>523</b>   | <b>85%</b> |  | <b>442</b> |
| BIRDVILLE H S    BIRDVILLE ISD (220902010)         | 512          | 84%        |  | 429        |
| MEDINA VALLEY H S    MEDINA VALLEY ISD (163908001) | 436          | 84%        |  | 365        |
| CLEAR LAKE H S    CLEAR CREEK ISD (084910002)      | 668          | 82%        |  | 546        |

| US HISTORY                                             |              |            |  |            |
|--------------------------------------------------------|--------------|------------|--|------------|
| Campus Name                                            | # Tests Take | % Masters  |  | # Masters  |
| STEPHEN F AUSTIN H S    FORT BEND ISD (079907007)      | 586          | 72%        |  | 421        |
| MAGNOLIA H S    MAGNOLIA ISD (170906001)               | 497          | 67%        |  | 335        |
| TOMBALL H S    TOMBALL ISD (101921001)                 | 560          | 67%        |  | 377        |
| COLLEGE STATION H S    COLLEGE STATION ISD (021901003) | 490          | 65%        |  | 319        |
| FULSHEAR H S    LAMAR CISD (079901010)                 | 488          | 63%        |  | 309        |
| A & M CONS H S    COLLEGE STATION ISD (021901001)      | 506          | 63%        |  | 319        |
| CLEAR LAKE H S    CLEAR CREEK ISD (084910002)          | 668          | 63%        |  | 418        |
| <b>* FOSTER H S    LAMAR CISD (079901003)</b>          | <b>523</b>   | <b>62%</b> |  | <b>322</b> |
| BIRDVILLE H S    BIRDVILLE ISD (220902010)             | 512          | 60%        |  | 307        |



# Comparative Academic Growth

|    | Campus Name                          | District Name        | AG Raw Score |
|----|--------------------------------------|----------------------|--------------|
| 1  | JACK C HAYS H S (105906001)          | HAYS CISD            | 82           |
|    | <b>FOSTER H S (079901003)</b>        | <b>LAMAR CISD</b>    | <b>81</b>    |
| 2  | STRATFORD H S (101920006)            | SPRING BRANCH ISD    | 80           |
| 3  | MOE AND GENE JOHNSON H S (105906006) | HAYS CISD            | 78           |
| 4  | FULSHEAR H S (079901010)             | LAMAR CISD           | 75           |
| 5  | LUBBOCK-COOPER H S (152906001)       | LUBBOCK-COOPER ISD   | 74           |
| 6  | CLEAR LAKE H S (084910002)           | CLEAR CREEK ISD      | 73           |
| 7  | HUTTO H S (246906001)                | HUTTO ISD            | 73           |
| 8  | CLEAR CREEK H S (084910001)          | CLEAR CREEK ISD      | 72           |
| 9  | ROYSE CITY H S (199902002)           | ROYSE CITY ISD       | 72           |
| 10 | COLLEGE STATION H S (021901003)      | COLLEGE STATION ISD  | 71           |
| 11 | FOSSIL RIDGE H S (220907002)         | KELLER ISD           | 71           |
| 12 | TOMBALL H S (101921001)              | TOMBALL ISD          | 70           |
| 13 | BOSWELL H S (220918001)              | EAGLE MT-SAGINAW ISD | 69           |
| 14 | MEDINA VALLEY H S (163908001)        | MEDINA VALLEY ISD    | 69           |
| 15 | MIDLOTHIAN H S (070908001)           | MIDLOTHIAN ISD       | 69           |
| 16 | MANSFIELD LEGACY H S (220908005)     | MANSFIELD ISD        | 68           |
| 17 | RED OAK H S (070911001)              | RED OAK ISD          | 68           |
| 18 | SAGINAW H S (220918004)              | EAGLE MT-SAGINAW ISD | 68           |
| 19 | TAFT H S (015915007)                 | NORTHSIDE ISD        | 68           |

|    |                                     |                      |    |
|----|-------------------------------------|----------------------|----|
| 20 | VETERANS MEMORIAL H S (178904015)   | CORPUS CHRISTI ISD   | 68 |
| 21 | CANYON H S (046902001)              | COMAL ISD            | 66 |
| 22 | CHISHOLM TRAIL H S (220918006)      | EAGLE MT-SAGINAW ISD | 65 |
| 23 | CLEAR BROOK H S (084910003)         | CLEAR CREEK ISD      | 65 |
| 24 | STEPHEN F AUSTIN H S (079907007)    | FORT BEND ISD        | 65 |
| 25 | THE COLONY H S (061902004)          | LEWISVILLE ISD       | 65 |
| 26 | MAGNOLIA H S (170906001)            | MAGNOLIA ISD         | 64 |
| 27 | RICHLAND H S (220902002)            | BIRDVILLE ISD        | 64 |
| 28 | A & M CONS H S (021901001)          | COLLEGE STATION ISD  | 63 |
| 29 | BIRDVILLE H S (220902010)           | BIRDVILLE ISD        | 63 |
| 30 | NORTHWEST H S (061911001)           | NORTHWEST ISD        | 63 |
| 31 | MIDLAND H S (165901003)             | MIDLAND ISD          | 62 |
| 32 | NORTH FORNEY H S (129902003)        | FORNEY ISD           | 62 |
| 33 | BURLESON CENTENNIAL H S (126902006) | BURLESON ISD         | 61 |
| 34 | DULLES H S (079907001)              | FORT BEND ISD        | 61 |
| 35 | BELTON H S (014903001)              | BELTON ISD           | 59 |
| 36 | LA PORTE H S (101916001)            | LA PORTE ISD         | 57 |
| 37 | LITTLE ELM H S (061914001)          | LITTLE ELM ISD       | 56 |
| 38 | OAK RIDGE H S (170902005)           | CONROE ISD           | 56 |
| 39 | WEATHERFORD H S (184903001)         | WEATHERFORD ISD      | 54 |
| 40 | EAST VIEW H S (246904004)           | GEORGETOWN ISD       | 52 |

# Comparative Closing the Gaps

|    | Campus Name                          | District Name        | CTG Raw Score |
|----|--------------------------------------|----------------------|---------------|
| 1  | FULSHEAR H S (079901010)             | LAMAR CISD           | 100           |
| 2  | LUBBOCK-COOPER H S (152906001)       | LUBBOCK-COOPER ISD   | 100           |
|    | <b>FOSTER H S (079901003)</b>        | <b>LAMAR CISD</b>    | <b>99</b>     |
| 3  | MOE AND GENE JOHNSON H S (105906006) | HAYS CISD            | 94            |
| 4  | CLEAR LAKE H S (084910002)           | CLEAR CREEK ISD      | 87            |
| 5  | JACK C HAYS H S (105906001)          | HAYS CISD            | 87            |
| 6  | A & M CONS H S (021901001)           | COLLEGE STATION ISD  | 84            |
| 7  | TOMBALL H S (101921001)              | TOMBALL ISD          | 83            |
| 8  | BOSWELL H S (220918001)              | EAGLE MT-SAGINAW ISD | 81            |
| 9  | BIRDVILLE H S (220902010)            | BIRDVILLE ISD        | 79            |
| 10 | CANYON H S (046902001)               | COMAL ISD            | 78            |
| 11 | STRATFORD H S (101920006)            | SPRING BRANCH ISD    | 78            |
| 12 | MANSFIELD LEGACY H S (220908005)     | MANSFIELD ISD        | 76            |
| 13 | VETERANS MEMORIAL H S (178904015)    | CORPUS CHRISTI ISD   | 76            |
| 14 | CLEAR BROOK H S (084910003)          | CLEAR CREEK ISD      | 75            |
| 15 | SAGINAW H S (220918004)              | EAGLE MT-SAGINAW ISD | 75            |
| 16 | BELTON H S (014903001)               | BELTON ISD           | 73            |
| 17 | COLLEGE STATION H S (021901003)      | COLLEGE STATION ISD  | 73            |
| 18 | ROYSE CITY H S (199902002)           | ROYSE CITY ISD       | 73            |
| 19 | DULLES H S (079907001)               | FORT BEND ISD        | 70            |

|    |                                     |                      |    |
|----|-------------------------------------|----------------------|----|
| 20 | MIDLOTHIAN H S (070908001)          | MIDLOTHIAN ISD       | 70 |
| 21 | CLEAR CREEK H S (084910001)         | CLEAR CREEK ISD      | 69 |
| 22 | STEPHEN F AUSTIN H S (079907007)    | FORT BEND ISD        | 69 |
| 23 | WEATHERFORD H S (184903001)         | WEATHERFORD ISD      | 66 |
| 24 | CHISHOLM TRAIL H S (220918006)      | EAGLE MT-SAGINAW ISD | 65 |
| 25 | HUTTO H S (246906001)               | HUTTO ISD            | 65 |
| 26 | MAGNOLIA H S (170906001)            | MAGNOLIA ISD         | 65 |
| 27 | MEDINA VALLEY H S (163908001)       | MEDINA VALLEY ISD    | 65 |
| 28 | TAFT H S (015915007)                | NORTHSIDE ISD        | 64 |
| 29 | NORTHWEST H S (061911001)           | NORTHWEST ISD        | 61 |
| 30 | RED OAK H S (070911001)             | RED OAK ISD          | 59 |
| 31 | FOSSIL RIDGE H S (220907002)        | KELLER ISD           | 58 |
| 32 | BURLESON CENTENNIAL H S (126902006) | BURLESON ISD         | 57 |
| 33 | RICHLAND H S (220902002)            | BIRDVILLE ISD        | 56 |
| 34 | OAK RIDGE H S (170902005)           | CONROE ISD           | 53 |
| 35 | THE COLONY H S (061902004)          | LEWISVILLE ISD       | 53 |
| 36 | LA PORTE H S (101916001)            | LA PORTE ISD         | 49 |
| 37 | LITTLE ELM H S (061914001)          | LITTLE ELM ISD       | 48 |
| 38 | EAST VIEW H S (246904004)           | GEORGETOWN ISD       | 41 |
| 39 | MIDLAND H S (165901003)             | MIDLAND ISD          | 40 |
| 40 | NORTH FORNEY H S (129902003)        | FORNEY ISD           | 35 |



# Class of 2022

| INDICATOR                 | DISTRICT   | LAMAR<br>CHS | TERRY HS   | FOSTER HS  | GEORGE<br>RANCH HS | FULSHEAR<br>HS |
|---------------------------|------------|--------------|------------|------------|--------------------|----------------|
| <b>CCMR Class of 2022</b> | <b>60%</b> | <b>51%</b>   | <b>50%</b> | <b>70%</b> | <b>68%</b>         | <b>64%</b>     |
| <b>MET ELA BY</b>         | <b>60%</b> | <b>71%</b>   | <b>38%</b> | <b>68%</b> | <b>66%</b>         | <b>58%</b>     |
| TSIA 2                    | 9%         | 7%           | 10%        | 15%        | 8%                 | 6%             |
| ACT                       | 3%         | 1%           | 1%         | 3%         | 4%                 | 3%             |
| SAT                       | 47%        | 30%          | 26%        | 58%        | 61%                | 54%            |
| COLLEGE PREP              | 8%         | 40%          | 7%         | 0%         | 0%                 | 0%             |

Thank you! Have a  
wonderful day!