



Campbell Elementary
Gloria Cuellar-Kyle



Grade 4

Get ready to discover mathematics all around you this winter!

Just like reading, regular practice with problem solving, computation, and math facts will maintain and strengthen the mathematic gains you have made over the school year.

Enjoy these activities to explore problem solving at home. The goal is for you to have fun thinking and working collaboratively as a family to communicate mathematical ideas.

While you are working ask how the solution was found and why a particular strategy helped you solve the problem.

Literature and websites are also recommended to explore mathematics in new ways.

Keeping a Math journal is a great way for children to log their ideas about Math as well as strategies for arriving at solutions. Here is an example of a journal entry:

January 6,
I thought the difference in the week's temperature would be 12 degrees. Today I finished recording the low temperatures for a week. Here is what I found:

Sun: 45 degrees

Mon: 57 degrees

Tue: 63 degrees

Wed: 37 degrees

Thurs: 35 degrees

Fri: 30 degrees

Sat: 36 degrees



(Draw a graph of the temperatures)




The highest temperature was 57 degrees the lowest temperature was 30. The difference is 27 degrees. That is more than double the difference that I had expected. WOW was it cold!

Cool Math Books to Read Anytime

Check out the sampling of great Math/Literature Connections at

<http://www.carolhurst.com/subjects/winter.html>

<http://www.thereadingnook.com/>



Explore these webpages for Math Family Winter Fun

<http://mathwire.com/seasonal/winter05.html>

http://www.dadeschools.net/winterbreak/pdfs/math/math_gr4.pdf

Fun Websites to Explore all Year Long:

www.funbrain.com

www.aplusmath.com

www.pbskids.org

www.illuminations.nctm.org

Click on **ACTIVITIES**. Click on **K-2** and press **SEARCH**.

Games To Play (You will need a deck of cards)

1. Compare

Remove the face cards from a deck of cards. Remember an Ace is the same as 1. Pass out all of the cards in the deck among all of the players. Each player flips over one card at the same time. The player with the higher number keeps both cards. If the two cards are the same, turn over another card. The player with the higher number keeps all four.

2. Double Compare

Same as above, but turn over two cards each time and find the sum. The one with the larger sum takes the cards.

3. Close to 10

Remove the face cards from a deck of cards. Deal 3 cards to each player. Which two cards brings you closest to 10? Which player is closest to 10? Example: You turn over the cards 5, 4, 3 and your opponent turns over an Ace, 8, and 3. You can make 9 (5 and 4) and your opponent can make 9 (Ace and 8) or 11 (8 and 3). It's a tie since you are both 1 away from 10!

Other games to play:

Checkers, Memory, Chutes and Ladders, jigsaw puzzles, Parcheesi, Fish, Crazy Eights, Candy Land, Blink, Connect Four, Legos, K'Nex.

Check out the PDF: [Making Math More Fun Board Games](#) that contains a variety of board games for different grade levels.